

Scaled data based on original data using
LM-79-08 Approved Method: Electrical and Photometric Measurements of Solid-
State Lighting Products

Test Report Prepared for
Cooper Lighting Solutions
(formerly Eaton)

Brand: INVUE

Report Number: P400729

Luminaire Tested: **ENT-SA1-730-U-SL2-HSS-XXB**

Issue Date: 5/20/2020

Test Information

Test Method: LM-79-08
Report Number: P400729
TEST IS SCALED FROM IESNA LM-79-08 TEST DATA (G1-2004-754-2)
Test Lab: INNOVATION CENTER
Issue Date: 5/20/2020
Manufacturer: COOPER LIGHTING SOLUTIONS (FORMERLY EATON)
Product Line: INVUE
Catalog Number: ENT-SA1-730-U-SL2-HSS-XXB
Description: ENTRI LED LUMINAIRE
(1) 70 CRI, 3000K LIGHTSQUARE IN BATTERY OPERATION WITH 16 LEDS AND TYPE II SPILL LIGHT ELIMINATOR OPTICS WITH HOUSE SIDE SHIELD
Light Source: -
Ballast/Driver: ELECTRONIC DRIVER

Summary

Lumens per Lamp: N/A
Luminaire Lumens: 568 lumens
Efficiency: N/A
Efficacy: 43.7 lumens/watt
Luminous Opening: Rectangular (W 0.5' x L: 0.5' x H: 0')
IES Classification: Type III - Medium - Non-Cutoff
BUG Rating: B0 - U0 - G0

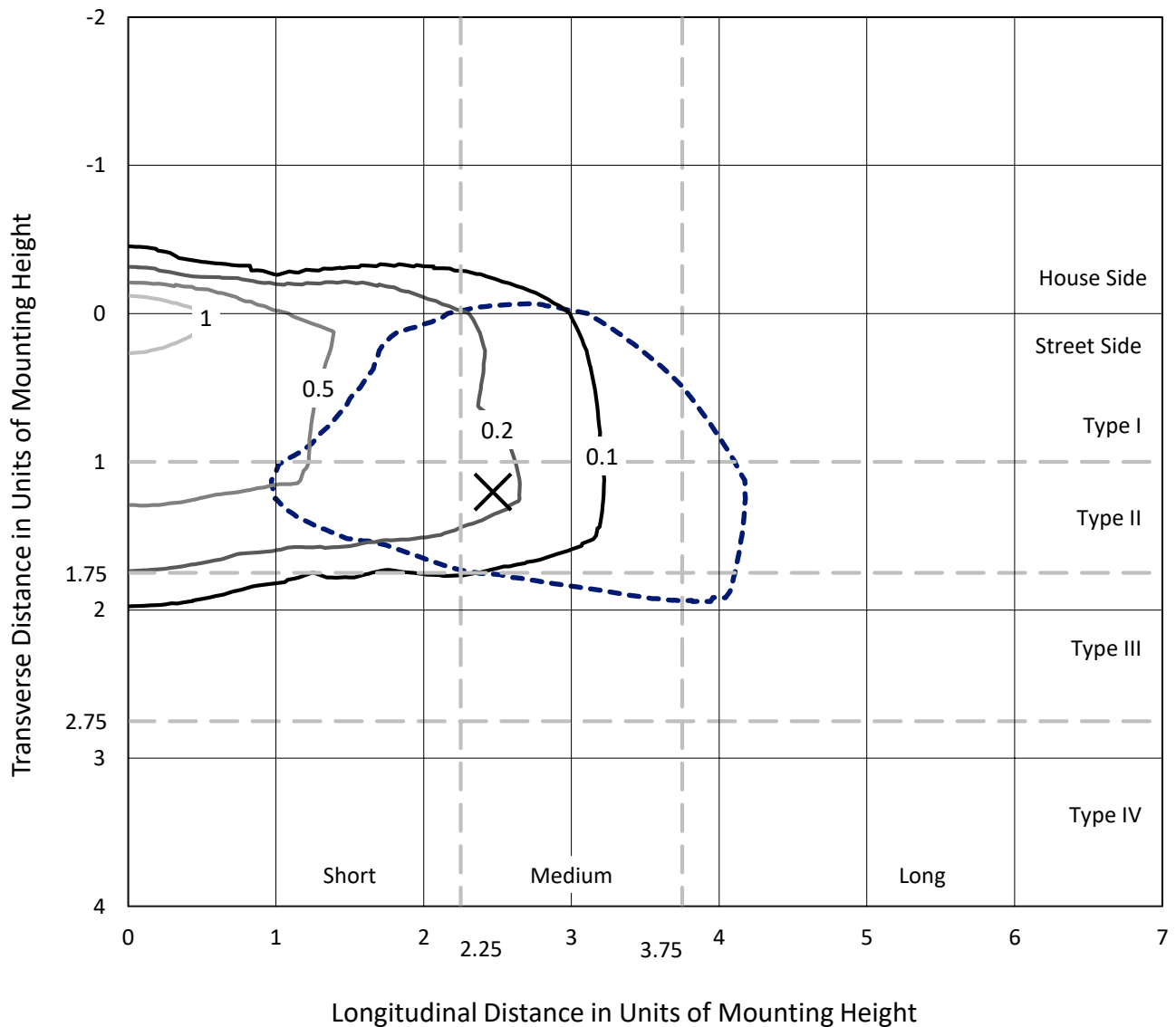
Input Watts (W): 13
Input Voltage (V): NR
Input Current (Ain): NR
Voltage Rise (V): NR
Power Factor: NR
Total Harmonic Distortion (THDi): NR
Frequency (hertz): 60
Stabilization Time: NR
Operation Time: NR
Ambient Temperature (°C): NR
Test Distance: 25 FT



REPORT NUMBER: P400729
 CATALOG NUMBER: ENT-SA1-730-U-SL2-HSS-XXB

Iso-Footcandle Lines of Horizontal Illumination

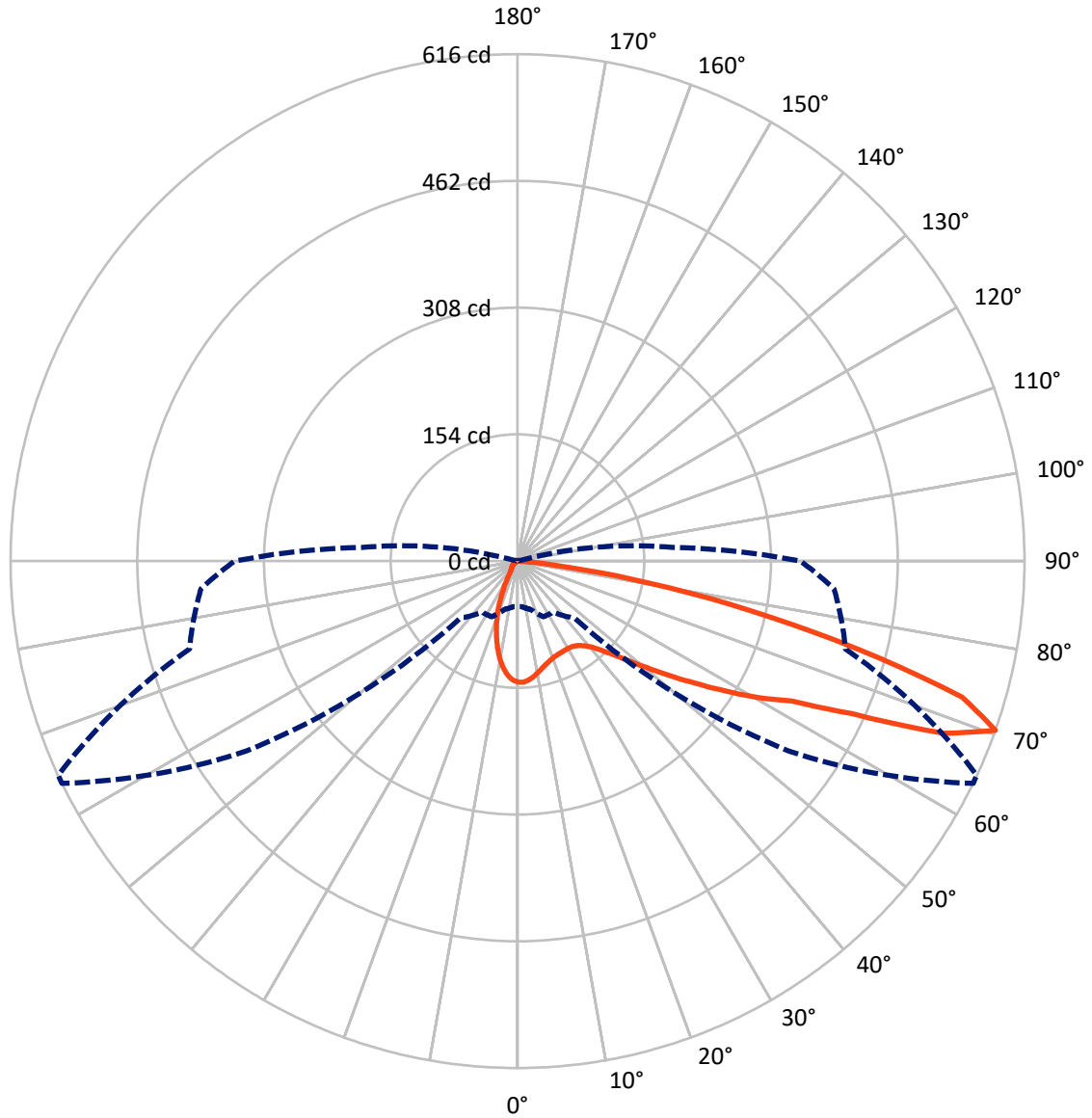
× Max cd
 - - - 1/2 Max cd



Based on 10 foot mounting height. Maximum calculated value = 1.5 fc
 Type III - Medium - Non-Cutoff

REPORT NUMBER: P400729
CATALOG NUMBER: ENT-SA1-730-U-SL2-HSS-XXB

Luminous Intensity Polar Plot



— Vertical Plane Through 64-Deg Lateral - - - Horizontal Cone Through 70-Deg Vertical

REPORT NUMBER: P400729

CATALOG NUMBER: ENT-SA1-730-U-SL2-HSS-XXB

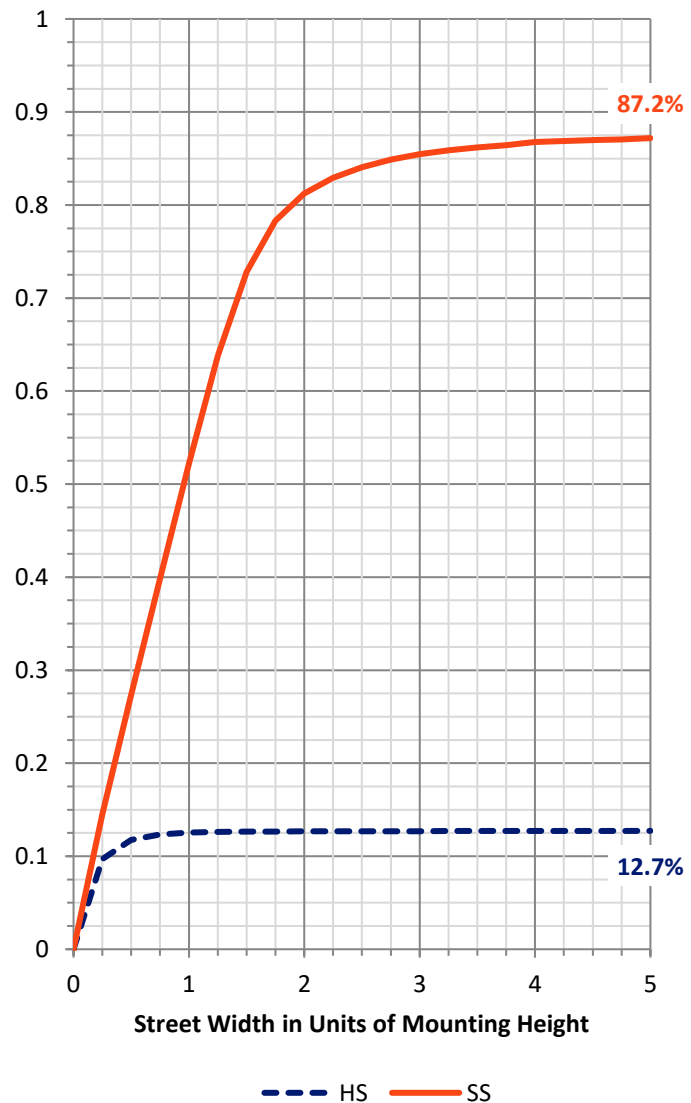
FLUX DISTRIBUTION:

		Downward	Upward	Total
House Side	Lumens	73.0	0.0	73.0
	% Fixture	12.8	0.0	12.8
Street Side	Lumens	495.0	0.0	495.0
	% Fixture	87.2	0.0	87.2
Total	Lumens	568.0	0.0	568.0
	% Fixture	100.0	0.0	100.0

Coefficient of Utilization

ZONAL LUMENS:

Zone	Lumens	% Fixture
0°-10°	12.4	2.2
10°-20°	27.5	4.8
20°-30°	37.9	6.7
30°-40°	52.1	9.2
40°-50°	77.7	13.7
50°-60°	122.8	21.6
60°-70°	139.1	24.5
70°-80°	91.3	16.1
80°-90°	7.2	1.3
90°-100°	0.0	0.0
100°-110°	0.0	0.0
110°-120°	0.0	0.0
120°-130°	0.0	0.0
130°-140°	0.0	0.0
140°-150°	0.0	0.0
150°-160°	0.0	0.0
160°-170°	0.0	0.0
170°-180°	0.0	0.0
0°-90°	568.0	100.0
0°-180°	568.0	100.0



REPORT NUMBER: P400729

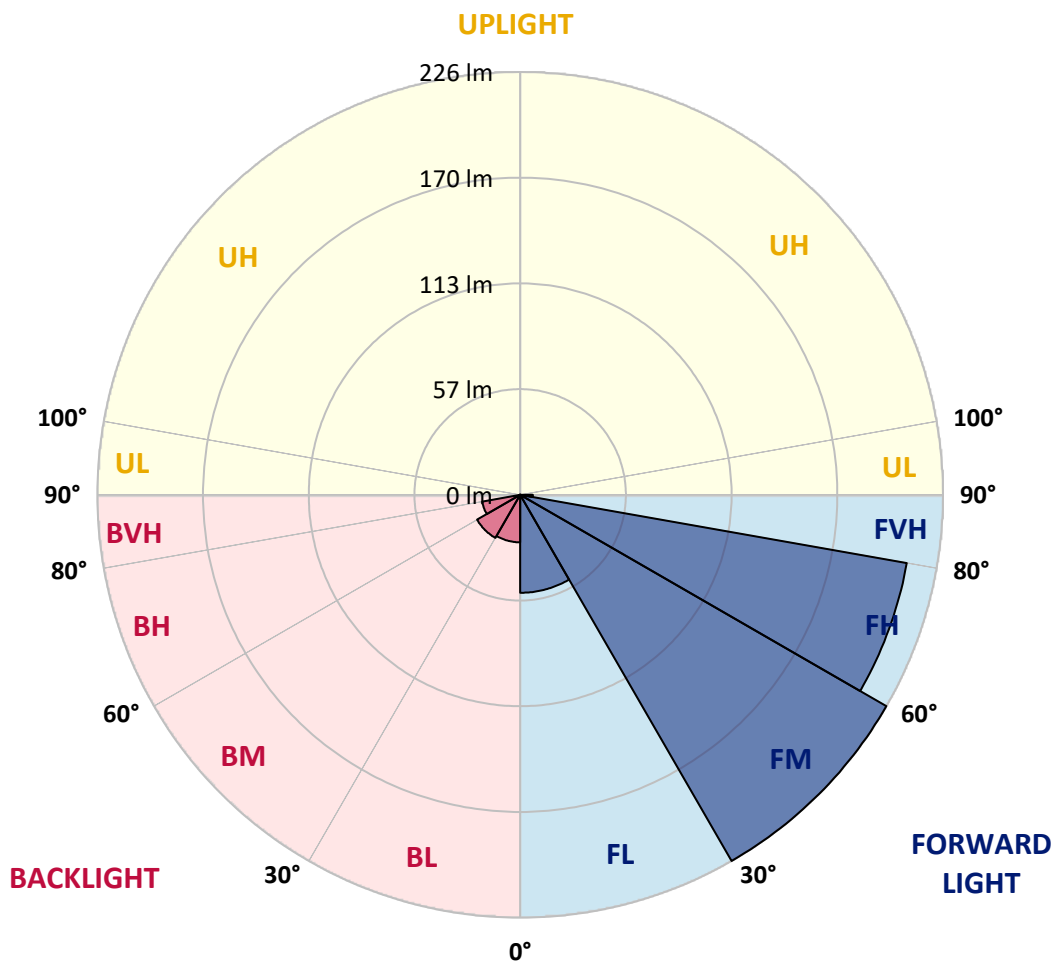
CATALOG NUMBER: ENT-SA1-730-U-SL2-HSS-XXB

LUMINAIRE CLASSIFICATION SYSTEM LUMEN TABLE AND BUG RATING:

Zone		Lumens	% Fixture	Zone Rating/Lumen Limit		
				B	U	G
FL	(0°-30°)	52.4	9.2			
FM	(30°-60°)	226.0	39.8			
FH	(60°-80°)	209.9	36.9			G0/660
FVH	(80°-90°)	6.8	1.2			G0/10
BL	(0°-30°)	25.4	4.5	B0/110		
BM	(30°-60°)	26.6	4.7	B0/220		
BH	(60°-80°)	20.6	3.6	B0/110		G0/110
BVH	(80°-90°)	0.4	0.1			G0/10
UL	(90°-100°)	0.0	0.0		U0/0	
UH	(100°-180°)	0.0	0.0		U0/0	

BUG Rating: B0-U0-G0

Type III Medium





REPORT NUMBER: P400729

CATALOG NUMBER: ENT-SA1-730-U-SL2-HSS-XXB

CANDELA DISTRIBUTION (FULL):

	0°	5°	15°	25°	35°	45°	55°	64°	65°	75°	85°
0°	147.0	147.0	147.0	147.0	147.0	147.0	147.0	147.0	147.0	147.0	147.0
2.5°	142.9	142.9	143.6	144.3	144.7	145.8	146.6	147.2	147.2	147.6	146.9
5°	133.4	133.4	134.0	135.7	137.5	139.8	142.4	145.0	145.5	147.4	147.3
7.5°	124.7	125.5	126.5	128.2	130.1	133.4	137.0	141.5	142.0	146.6	147.6
10°	118.6	119.1	119.7	121.6	124.4	128.3	132.2	137.4	138.3	145.2	147.6
12.5°	113.7	113.8	114.7	116.8	119.5	123.3	127.7	133.4	134.5	142.7	147.2
15°	110.2	110.1	111.1	113.1	115.7	119.6	123.9	130.0	131.2	140.6	147.1
17.5°	108.1	108.2	109.0	110.5	113.0	116.7	121.1	127.1	128.3	138.9	147.6
20°	108.1	108.1	108.6	109.3	111.2	114.5	118.8	125.0	126.2	137.8	148.3
22.5°	110.2	110.0	110.4	109.8	110.7	113.0	117.4	123.6	124.9	137.3	149.4
25°	114.0	113.6	113.9	112.6	111.6	112.6	116.5	123.0	124.4	137.4	150.4
27.5°	119.3	119.3	118.7	116.9	114.4	113.3	116.4	122.6	124.0	137.4	151.1
30°	126.7	126.4	125.5	123.7	119.8	116.1	117.4	122.6	124.0	137.5	151.3
32.5°	134.0	134.2	134.7	132.9	127.7	120.9	119.8	123.5	124.7	137.4	151.0
35°	141.5	141.6	143.8	144.0	137.2	128.6	123.9	125.9	126.7	138.4	151.2
37.5°	148.1	148.6	152.9	155.0	149.4	138.4	130.4	130.4	130.8	141.1	152.4
40°	155.5	156.8	162.0	166.7	164.5	151.1	139.8	136.9	137.1	146.0	155.1
42.5°	164.1	165.7	172.5	179.3	179.2	166.7	151.8	147.4	147.6	154.5	160.6
45°	175.0	176.1	184.7	193.2	195.0	183.9	166.9	161.1	161.3	167.4	171.3
47.5°	188.3	189.6	197.9	208.1	212.7	204.6	186.5	180.2	179.6	183.9	186.7
50°	205.7	208.2	213.1	222.8	233.9	228.5	209.5	203.2	202.4	205.8	206.7
52.5°	222.2	224.5	226.5	235.5	257.0	258.3	237.6	230.7	229.9	230.7	231.8
55°	224.7	226.0	227.5	239.7	275.7	296.2	269.7	261.5	259.2	257.7	261.4
57.5°	204.9	204.1	209.1	225.6	278.8	338.0	313.0	297.2	295.0	286.7	283.0
60°	162.2	161.1	165.8	188.5	261.4	358.8	373.2	336.6	331.2	303.5	299.9
62.5°	114.0	112.7	118.8	132.2	202.8	354.7	441.0	374.0	363.3	318.3	313.4
65°	87.8	87.2	90.5	93.5	123.8	307.3	478.4	446.9	424.8	334.5	328.2
67.5°	68.8	69.6	73.7	82.4	79.9	191.5	474.9	558.2	536.1	364.3	360.3
70°	55.3	55.5	60.6	74.5	75.4	97.5	402.0	615.7	615.4	412.3	385.8
72.5°	33.5	34.4	42.7	64.4	76.1	74.6	270.3	564.2	572.0	423.5	347.9
75°	16.1	17.0	22.1	43.3	75.6	72.6	146.2	427.1	437.1	379.8	282.1
77.5°	6.0	6.8	10.2	21.2	56.0	66.5	76.9	288.0	295.9	278.0	191.1
80°	1.9	2.2	4.0	9.7	28.5	54.9	49.5	162.4	167.7	121.7	64.2
82.5°	0.2	0.3	1.1	3.3	11.0	28.0	29.1	61.1	63.8	23.8	13.0
85°	0.0	0.0	0.0	0.0	0.2	0.2	7.2	11.7	9.6	2.3	3.8
87.5°	0.0	0.0	0.0	0.0	0.0	0.1	0.2	0.3	0.3	0.3	0.4
90°	0.0	0.0	0.0	0.0	0.0	0.0	0.0	0.0	0.0	0.0	0.0



REPORT NUMBER: P400729

CATALOG NUMBER: ENT-SA1-730-U-SL2-HSS-XXB

CANDELA DISTRIBUTION (continued):

	90°	95°	105°	115°	125°	135°	145°	155°	165°	175°	180°
0°	147.0	147.0	147.0	147.0	147.0	147.0	147.0	147.0	147.0	147.0	147.0
2.5°	146.8	146.8	146.1	145.0	143.6	141.6	141.1	139.5	139.5	138.2	138.0
5°	147.0	146.4	144.1	140.7	136.0	131.0	127.8	124.3	121.3	119.4	119.6
7.5°	147.0	145.7	141.1	133.6	124.9	116.1	109.4	101.6	98.0	95.6	96.7
10°	146.6	144.4	136.4	125.1	111.2	99.0	88.0	79.0	72.8	70.2	68.0
12.5°	145.7	142.5	130.6	114.4	96.6	80.6	65.4	53.6	45.4	41.4	40.9
15°	144.9	140.5	123.7	102.7	80.1	59.2	42.3	31.0	24.0	22.4	22.6
17.5°	144.7	138.6	117.1	90.3	64.0	39.5	24.4	19.7	18.7	18.3	18.2
20°	144.8	136.9	109.9	78.0	45.3	24.6	18.5	17.4	17.0	16.8	16.7
22.5°	145.2	135.0	102.8	65.1	31.0	18.0	16.5	15.8	15.3	15.0	14.9
25°	145.2	132.9	94.9	51.4	20.3	15.8	14.8	13.9	13.2	12.8	12.8
27.5°	144.9	130.6	86.7	39.1	16.1	14.1	13.0	11.8	10.9	10.4	10.4
30°	144.0	127.7	78.8	27.3	14.1	12.6	11.2	9.7	8.6	8.1	7.9
32.5°	142.7	124.6	69.7	19.2	12.7	11.0	9.4	7.8	6.8	6.2	6.2
35°	141.3	121.5	59.9	14.7	11.5	9.7	7.9	6.3	5.4	5.0	4.9
37.5°	140.6	118.2	50.3	12.7	10.3	8.3	6.4	5.1	4.4	4.1	4.0
40°	141.1	115.7	41.0	11.4	9.2	7.0	5.3	4.3	3.7	3.3	3.3
42.5°	144.1	114.3	32.1	10.4	8.2	5.9	4.4	3.5	2.9	2.6	2.6
45°	150.2	115.3	24.4	9.5	7.0	4.9	3.7	2.8	2.2	1.9	1.9
47.5°	160.4	119.3	18.5	8.7	6.0	4.0	3.0	2.2	1.7	1.5	1.4
50°	175.3	127.2	14.5	7.9	5.0	3.4	2.5	1.7	1.3	1.1	1.1
52.5°	196.8	140.8	12.4	7.0	4.1	2.8	2.0	1.3	1.0	0.8	0.8
55°	223.1	158.2	11.2	6.2	3.3	2.3	1.6	1.0	0.7	0.6	0.5
57.5°	244.5	172.0	10.5	5.4	2.8	2.0	1.2	0.8	0.6	0.4	0.4
60°	263.4	180.9	9.3	4.5	2.4	1.6	1.0	0.6	0.4	0.3	0.3
62.5°	278.7	186.7	7.7	3.6	2.0	1.3	0.8	0.5	0.4	0.3	0.3
65°	296.1	191.4	6.3	2.8	1.7	1.1	0.7	0.4	0.3	0.3	0.3
67.5°	330.1	201.9	4.7	2.2	1.3	0.9	0.6	0.4	0.3	0.2	0.2
70°	343.4	189.6	3.7	1.8	1.0	0.8	0.6	0.4	0.2	0.2	0.2
72.5°	292.3	141.9	2.9	1.5	0.9	0.7	0.6	0.4	0.3	0.3	0.2
75°	231.8	95.9	2.3	1.2	0.9	0.8	0.6	0.6	0.5	0.4	0.4
77.5°	148.0	42.5	1.8	1.0	0.9	1.0	0.9	0.6	0.6	0.5	0.5
80°	44.2	10.2	1.3	0.8	0.7	0.8	0.9	0.6	0.4	0.3	0.3
82.5°	9.6	2.4	0.8	0.4	0.5	0.4	0.6	0.6	0.4	0.3	0.3
85°	3.2	0.9	0.5	0.4	0.3	0.3	0.3	0.3	0.3	0.3	0.2
87.5°	0.2	0.3	0.3	0.2	0.2	0.2	0.2	0.1	0.1	0.2	0.2
90°	0.0	0.0	0.0	0.0	0.0	0.0	0.0	0.0	0.0	0.0	0.0

(END OF REPORT)